

2017

一、毕业生的规模和结构

2017	4040	2016	3920
120			
	1121	27.75%	777
19.23%	1170	28.96%	
752	18.61%	220	5.45%
1-1			

1-1 2017

	1121	27.75%
	777	19.23%
	1170	28.96%
	752	18.61%
	220	5.45%
	4040	100.00%

2017

30

922

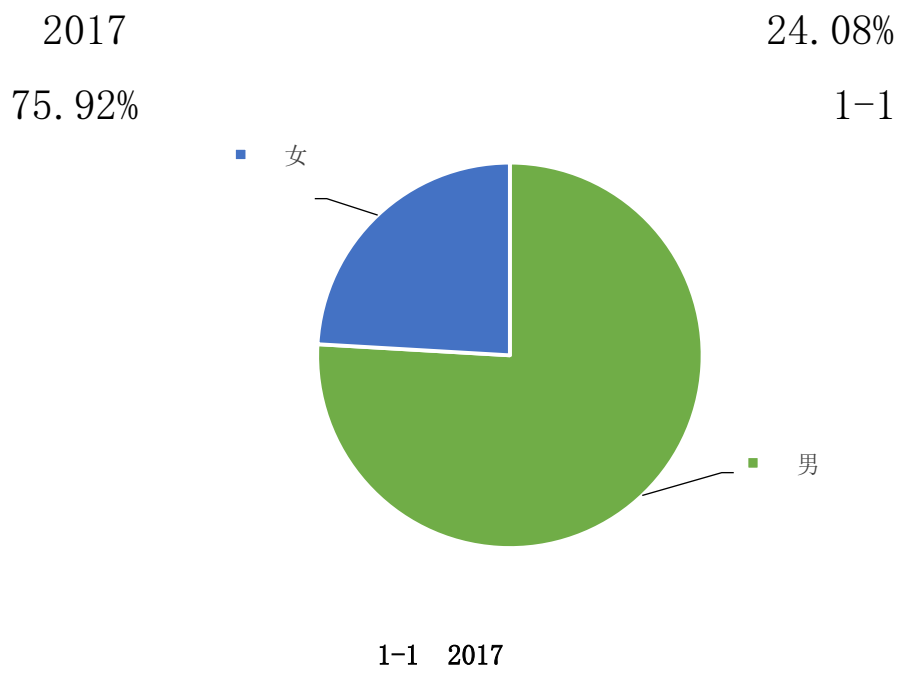
22.82%

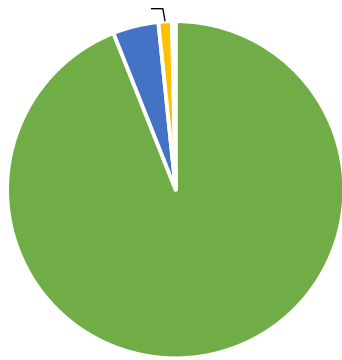
494 12.23% 305
7.55% 1-2

1-2 2017

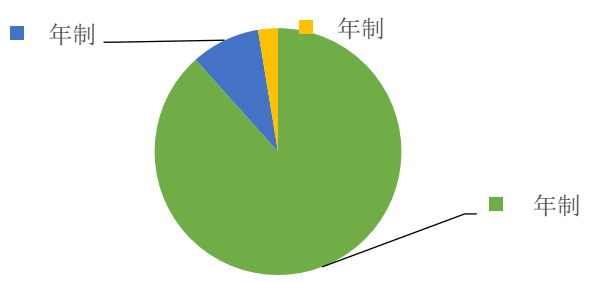
	922	22.82%
	67	1.66%
	34	0.84%

	156	3.86%
	162	4.01%
	96	2.38%
	81	2.00%
	43	1.06%
	42	1.04%
	78	1.93%
	32	0.79%
	35	0.87%
	81	2.00%
	72	1.78%
	4040	100.00%





2017		18	
	667	16.51%	572
14.16%	365	9.03%	1-



二、毕业生调查就业率情况

	2017	12	31
98.29%		2-1	

7			98.33% (764/777)	98.15% (691/704)	100.00% (73/73)
8			99.56% (227/228)	99.54% (217/218)	100.00% (10/10)
9			97.36% (295/303)	96.99% (258/266)	100.00% (37/37)
10			98.28% (114/116)	98.04% (100/102)	100.00% (14/14)
11			97.37% (37/38)	96.55% (28/29)	100.00% (9/9)
12			98.91% (91/92)	98.88% (88/89)	100.00% (3/3)
13			98.46% (1152/1170)	98.60% (1125/1141)	93.10% (27/29)
14			100.00% (305/305)	100.00% (299/299)	100.00% (6/6)
15			97.17% (480/494)	97.53% (473/485)	77.78% (7/9)
16			98.97% (96/97)	98.96% (95/96)	100.00% (1/1)
17			98.47% (129/131)	98.40% (123/125)	100.00% (6/6)
18			100.00% (48/48)	100.00% (46/46)	100.00% (2/2)
19			100.00% (46/46)	100.00% (42/42)	100.00% (4/4)
20			97.96% (48/49)	97.92% (47/48)	100.00% (1/1)
21			97.74% (735/752)	98.21% (712/725)	85.19% (23/27)
22			97.56% (40/41)	97.56% (40/41)	
23			96.79% (151/156)	97.24% (141/145)	90.91% (10/11)

24			97.53% (158/162)	97.44% (152/156)	100.00% (6/6)
25			100.00% (96/96)	100.00% (96/96)	
26			97.53% (79/81)	98.72% (77/78)	66.67% (2/3)
27			96.23% (51/53)	96.23% (51/53)	
28			97.67% (42/43)	100.00% (40/40)	66.67% (2/3)
29			100.00% (42/42)	100.00% (39/39)	100.00% (3/3)
30			97.44% (76/78)	98.70% (76/77)	0.00% (0/1)
31			95.00% (209/220)	96.89% (187/193)	81.48% (22/27)
32			90.63% (29/32)	96.43% (27/28)	50.00% (2/4)
33			97.14% (34/35)	96.97% (32/33)	100.00% (2/2)
34			93.83% (76/81)	97.01% (65/67)	78.57% (11/14)
35			97.22% (70/72)	96.92% (63/65)	100.00% (7/7)

三、毕业生就业流向

2017

54.55%

18.43%

15.06%

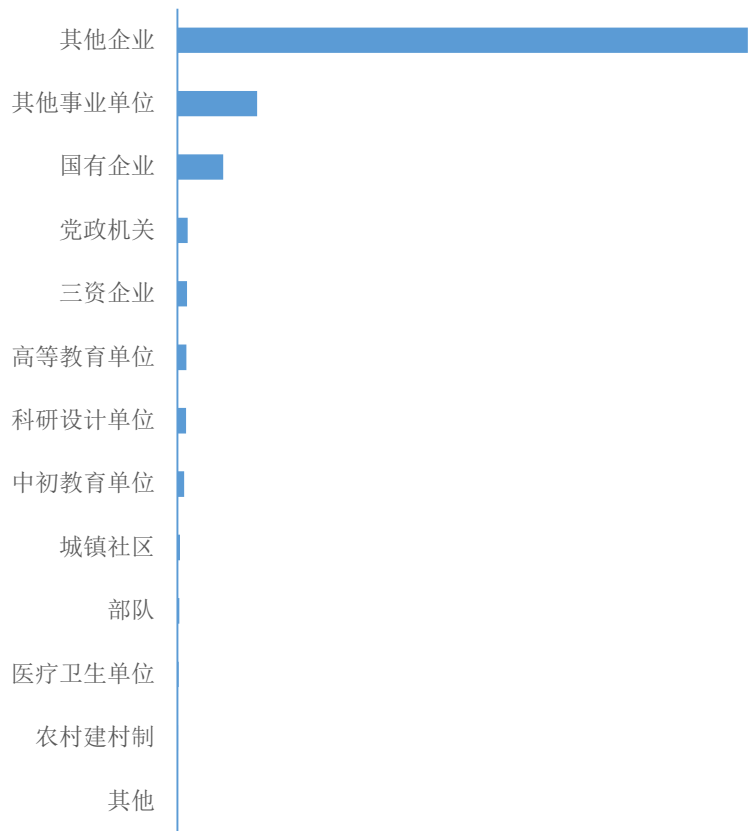
3-1 :

3-1 2017

	1651	54.55%
	548	18.43%
	456	15.06%
	260	8.89%
	67	2.22%
	4	0.50%
	5	0.15%
	16	0.13%
	2	0.05%
	1	0.03%
	0	0.00%
	3009	100.00%

1

2017



3-1 2017

2

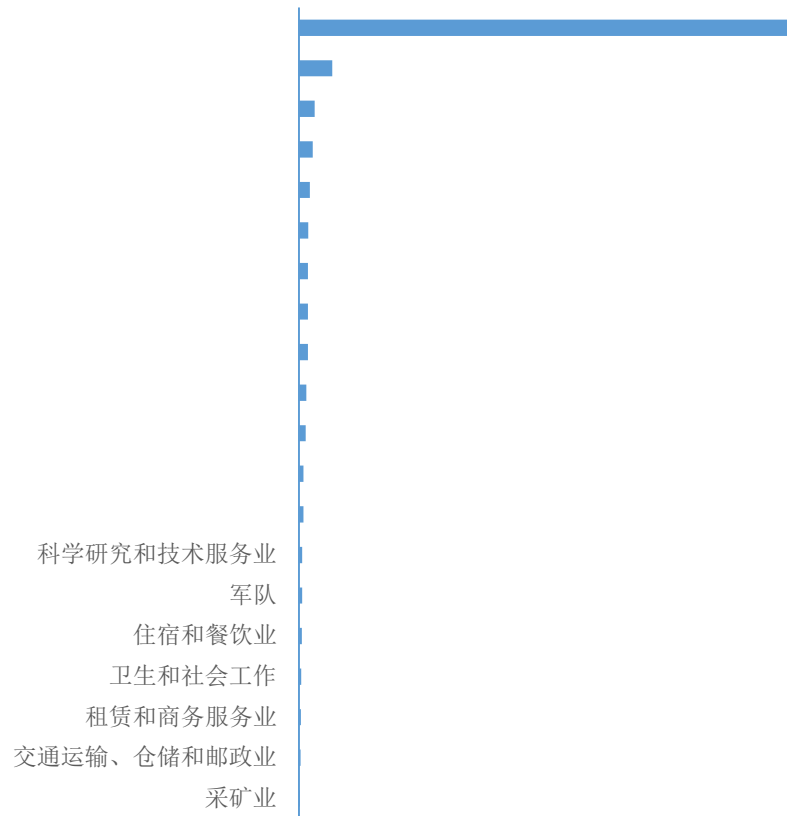
2017

76.81%

5.21%

2.44%

3-2



3-2 2017

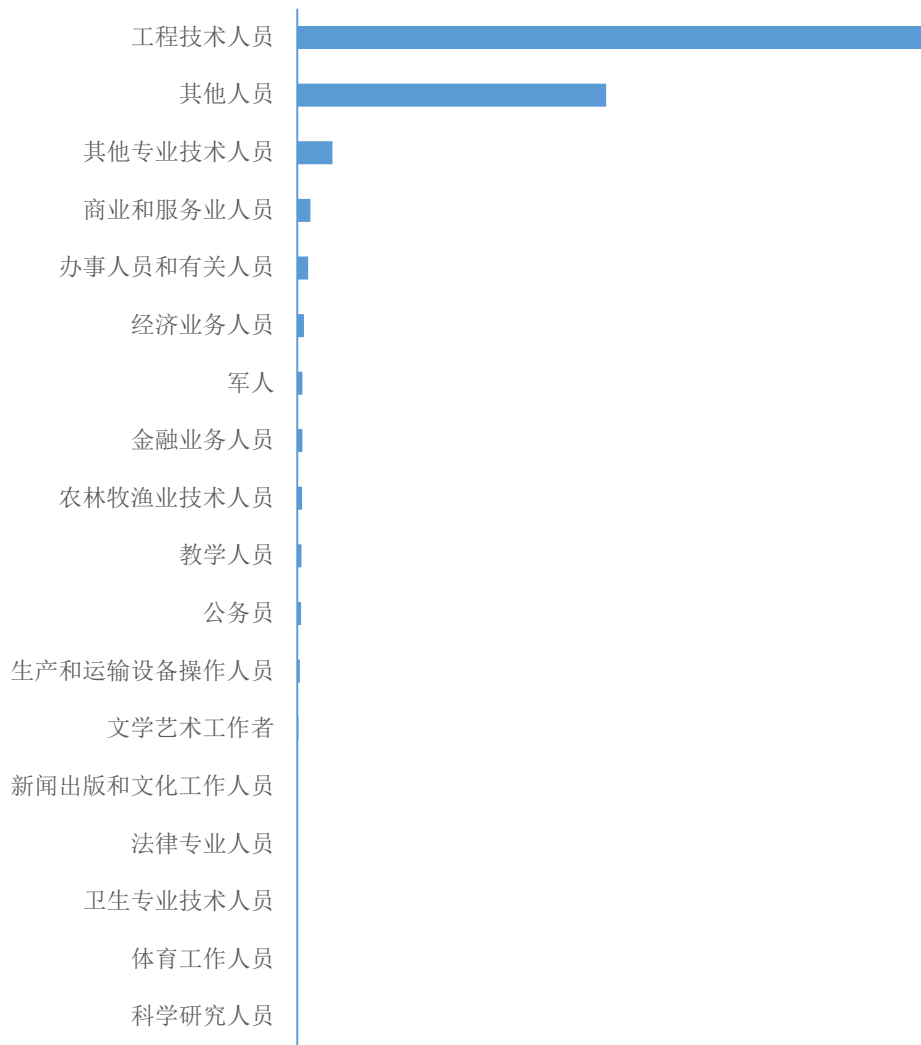
3

2017

60.69%

30.02%

3-3



3-3 2017

4

Category	2017	2017	2017
其他专业技术人员	2492	4040	3009
其他人员	221	7.33%	297
其他专业技术人员	9.86%	3-2	

3-2 2017

	2492	82.81%
	221	7.33%
	297	9.86%
	3009	100.00%

2012

2017

5

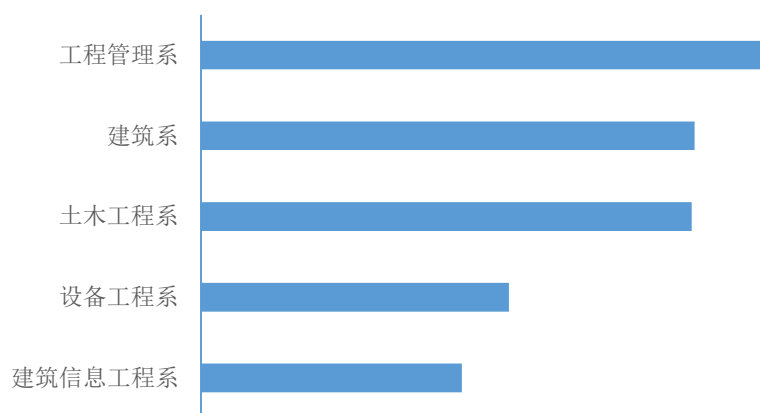
2017

6.40%

5.56%

5.53%

6-1



6-1 2017